

PEUGEOT 208 & E-208

PRICES - EQUIPMENT - TECHNICAL SPECIFICATIONS

Version 4.1 - Effective from 1st April 2026
2026.25 (H2) Model Year

LET'S BEGIN



BAFTA

Official Vehicle Partner





PEUGEOT 208 & E-208

EXPLORE THE RANGE

STANDARD SPECIFICATION

Safety & Security

- ABS (Anti-lock Braking System) with EBD (Electronic Braking Distribution) and EBA (Emergency Braking Assistance)
- Airbags: Adaptive driver and front passenger airbags (includes passenger airbag deactivation function)
- Airbags: Driver and front passenger side airbag
- Airbags: Front & rear curtain airbags
- Alarm – Connected*, Volumetric, Perimetric & Anti-lift sensor (Thatcham approved)
- Automatic door locking when moving off
- Automatic hazard light activation upon heavy brake application
- Child locking functionality on rear doors
- Deadlocking
- Electronic code immobiliser
- ESP (Electronic Stability Programme) with Hill Start Assist
- Front optimised safety headrests and rear retractable headrests (x3), height-adjustable.
- Front three-point retractable seatbelts, with force limiters
- Gear Shift Indicator (manual version only)
- Headlights left on audible warning
- Isofix child seat fittings (x2) in the second row
- Programmable cruise control and speed limiter
- Lane Keeping Assist
- Speed limit recognition and recommendation
- Driver attention warning
- Seatbelt unfastened on the move with audible and visual alert for front and rear seats
- Tyre pressure monitoring
- Exterior temperature indicator with ice warning
- Driver Vigilance Camera





PEUGEOT 208 & E-208

EXPLORE THE RANGE

STANDARD SPECIFICATION

Comfort & Convenience

- Electric power steering with reach and rake adjustable steering column
- Multifunction trip computer
- 'One-touch' electric front and rear windows with pinch protection
- PEUGEOT i-Cockpit®: compact steering wheel
- PEUGEOT i-Cockpit®: 10.0 HD capacitive colour touchscreen
- Push button keyless start
- Tailgate with heated rear windscreen & wiper blade
- Tinted Windows
- 7.4kW On Board Charger (ELECTRIC versions)
- Pre-heating functionality (ELECTRIC versions)
- Tyre Repair & Inflation Kit (excl. GT & GT Premium Petrol/HYBRID versions - Space Saver Spare Wheel is fitted as standard)

Interior Features

- Dashboard, front and rear door panel finish: Carbon effect
- Rear windscreen wiper triggered automatically in reverse gear
- 'e-Toggle' Drive Selector (ELECTRIC & HYBRID versions)
- 'Piano' keys: Gloss black plated toggle switches to access main functions of the vehicle
- Seating: -1/3 – 2/3 folding rear seat
- Seating: driver and front passenger seat manual adjustment (longitudinal and back rest angle)
- Leather steering wheel

In Car Entertainment

- Bluetooth® telephone facility
- DAB Radio (Digital Audio Broadcasting)
- Wireless Mirror Screen®: (Apple CarPlay™ & Android Auto)
- Smartphone docking station
- Voice recognition (with Smartphone)
- 6-Speaker radio, MP3 compatible
- 12 V socket

Exterior Features

- Body-colour exterior door handles
- Gloss black door mirrors
- Gloss black rear cluster connecting strip
- Model designation badges front and rear in Basalt Grey
- Rear Spoiler
- Door mirror shells: Nera Black
- 'E' monogram badging on C pillar and tailgate (EV versions)
- Gloss black rear connecting strip with 'PEUGEOT' lettering

Lighting & Visibility

- PEUGEOT Eco LED Headlight Technology
- LED daytime running lights with distinctive 3-claw signature
- LED rear lights with horizontal 3-claw signature
- Visibility pack: automatic lights & wipers
- Visibility pack: 'follow me home' headlights





PEUGEOT 208 & E-208

STANDARD EQUIPMENT BY VERSION

STYLE

(AVAILABLE AS PETROL)

Standard Specification +

EXTERIOR FEATURES

- 16" steel wheels with 'MONTI' trim
- Door mirror shells: Nera Black
- Radiator grille: Grained Black
- Gloss Black Rear Connecting Strip with 'PEUGEOT' lettering

INTERIOR FEATURES

- Leather steering wheel
- Seating: driver and front passenger comfort seats
- Seating: 'Renzo' fabric upholstery with 'Rimini' cloth fabric seats complimented with orange stitch detailing

SAFETY & SECURITY

- Active Safety Brake (pedestrians)
- PEUGEOT SOS & Assistance (BTA 4S)
- Alarm - Connected, Volumetric, Perimetric & Anti-lift sensor (Thatcham approved)
- Tyre Repair & Inflation Kit

IN CAR ENTERTAINMENT

- Wireless MirrorScreen
- USB Socket (x1) front

COMFORT & CONVENIENCE

- Automatic Mono-zone Climate Control Air Conditioning
- Low centre console
- Electric and heated door mirrors
- Manual rear view mirror
- Manual parking brake
- One-touch electric front & rear windows with pinch protection
- Parking sensors - rear
- PEUGEOT i-Cockpit® with 3.5" instrument panel display
- PEUGEOT i-Connect Advanced Infotainment System featuring Connected 3D Navigation including TomTom® Live Updates and Speedcam/Dangerzones (STYLE Specification Only)

LIGHTING & VISIBILITY

- PEUGEOT Eco LED headlight Technology
- LED daytime running lights with distinctive 3-claw signature
- LED rear lights with horizontal 3-claw signature
- Automatic Lights



16" steel wheels with 'MONTI' trim





PEUGEOT 208 & E-208

STANDARD EQUIPMENT BY VERSION

ALLURE

(AVAILABLE AS ELECTRIC, HYBRID & PETROL)

STYLE Specification +

EXTERIOR FEATURES

- 16" 'NOMA' two tone diamond cut alloy wheels
- Gloss black B pillar
- Grained black front and rear bumper inserts
- 'Shark fin' radio antenna

INTERIOR FEATURES

- Seating: Tri-material 'CASUAL LOMSA' embossed fabric, leather effect and cloth seat trim with Quartz stitch detail

IN CAR ENTERTAINMENT

- PEUGEOT i-Connect Infotainment System
- 10" HD Colour Touchscreen
- USB-C (x2) – front
- USB-C (x1) & USB-A (x1) rear

COMFORT & CONVENIENCE

- Acoustic Windscreen
- PEUGEOT i-Cockpit®: 10" Configurable heads-up digital instrument panel
- Front & Rear Parking Sensors
- High centre console with 2 cup holders
- Central front armrest with storage compartment
- Electric parking brake
- Dark tinted rear side and tailgate windows
- Electric Folding Door Mirrors with courtesy lighting
- Electrochrome Rear View Mirror



16 'NOMA' two tone diamond cut alloy wheels



PEUGEOT 208 & E-208

STANDARD EQUIPMENT BY VERSION

208 GT

(AVAILABLE AS ELECTRIC, HYBRID & PETROL)

ALLURE Specification +

COMFORT & CONVENIENCE

- HD Colour Reversing Camera
- PEUGEOT Open & Go – Keyless Entry and keyless push button start

EXTERIOR FEATURES

- 17" 'YANAKA' diamond cut two tone alloy wheels
- Gloss black wheel arch extensions
- GT model designation badging
- Radiator grille: Body coloured accents
- Black Diamond Roof

SAFETY & SECURITY

- Active Safety Brake (AEBS3) -Night function, cyclists and pedestrians

INTERIOR FEATURES

- Dynamic Front Seats
- Tri-material 'CAPY' leather effect and 'BELOMKA' cloth seat trim with 'Adamite' green stitch detail
- Passenger seat height adjustment
- Mistral perforated leather steering wheel with 'Adamite' green stitch detail and 'GT' emblem
- 'Adamite' green contrast stitching to armrest, front centre console, door panels and dashboard fascia
- 8-colour interior ambient lighting
- Luxury Carpet Mats
- Aluminium Pedals
- Door Sill protection with 'PEUGEOT' signature

LIGHTING & VISIBILITY

- PEUGEOT Full LED headlights with Smartbeam Assist and automatic height adjustment
- Full LED Rear lights including direction indicators and reversing lights



PEUGEOT 208 & E-208 STANDARD EQUIPMENT BY VERSION

208 GT PREMIUM

(AVAILABLE AS ELECTRIC, HYBRID & PETROL)

GT Specification +

COMFORT & CONVENIENCE

- Heat Pump - for more efficient cabin temperature conditioning, reduces energy consumption (ELECTRIC versions only)
- Connected 3D Navigation: Includes TomTom® Live updates & SpeedCam/Danger Zones (6 month subscription^)
- Blind spot monitoring with flank guard protection
- HD Front Parking Camera
- Smartphone 15W Wireless Charger

SAFETY & SECURITY

- Drive Assist Pack Plus: Adaptive Cruise Control with Stop and Go + Lane Positioning Assist & Active Safety Brake AEB3 (Automatic versions)
- Drive Assist Pack: Adaptive Cruise Control (manual versions)

INTERIOR FEATURES

- Seating: Alcantara 'Iconium' with 'Adamite' green stitch
- Includes Heated front seats
- Includes Driver seat multi-way electric adjustment (includes electric lumbar adjustment) and Driver seat multi-point massage function



17" 'YANAKA' two tone diamond cut alloy wheels (includes Gloss Black inserts)



^ Subject to subscription – for renewal, Terms and Conditions, and any other details about Connected Navigation services, visit: <https://services-store.peugeot.co.uk>. For vehicles registered from 1st July 2025, e-Remote Control (Remote Charging, Remote Climate Control) and e-ROUTES are included with a free 10-year subscription.



PEUGEOT 208 & E-208

PRICE LIST (1/2)

	Engine	Fuel	HP	Titre Code	CO ₂ g/km*	Basic MRRP	VAT (£)	Total MRRP	OTR Costs	On The Road MRRP	On The Road MRRP – Electric Car Grant Deducted [^]	P11D Value (£)	Electric Range (Miles) >>	2026/27 BIK %
 STYLE	1.2L TURBO 100 6-speed manual	Petrol	99	1PP2A5HJLKT02PH2 1PP2A5HJLKT2PH2	116	15,841.67	3,168.33	19,010.00	1,500.00	20,510.00	–	20,000.00	–	29
	1.2L TURBO 100 6-speed manual	Petrol	99	1PP2A5PJLKTXA0H2 1PP2A5PJLKT0A0H2	116(GB) 117(NI)	19,716.67	3,943.33	23,660.00	1,500.00	25,160.00	–	24,650.00	–	29
 ALLURE	HYBRID 110 e-DSC6 6-Speed Automatic Transmission	Alternative Fuel - Petrol/ Hybrid	110	1PP2A5PJGWTXA0H2 1PP2A5PJGWT0A0H2	103	21,262.50	4,252.50	25,515.00	1,450.00	26,965.00	–	26,505.00	–	26
	ELECTRIC 50 kWh 136	Electric	136	1PP2A5QESFTXA0H2 1PP2A5QESFT0A0H2	0	24,245.83	4,849.17	29,095.00	1,055.00	30,150.00	28,650.00	30,085.00	226	4
	ELECTRIC 51 kWh 156	Electric	156	1PP2A5QZIFTXA0H2 1PP2A5QZIFT0A0H2	0	24,912.50	4,982.50	29,895.00	1,055.00	30,950.00	29,450.00	30,885.00	268	4
 GT	1.2L TURBO 100 S&S 6-speed manual	Petrol	99	1PP2A5TJLKTXA0H2 1PP2A5TJLKT0A0H2	119	21,508.33	4,301.67	25,810.00	1,500.00	27,310.00	–	26,800.00	–	29
	HYBRID 110 e-DSC6 6-Speed Automatic Transmission	Alternative Fuel - Petrol/ Hybrid	110	1PP2A5TJGWTXA0H2	105	23,054.17	4,610.83	27,665.00	1,450.00	29,115.00	–	28,655.00	–	27
	HYBRID 145 e-DSC6 6-Speed Automatic Transmission	Alternative Fuel - Petrol/ Hybrid	145	1PP2A5TJHWTXA0H2 1PP2A5TJHWT0A0H2	105	24,054.17	4,810.83	28,865.00	1,450.00	30,315.00	–	29,855.00	–	27
	ELECTRIC 50 kWh 136	Electric	136	1PP2A5UESFTXA0H2 1PP2A5UESFT0A0H2	0	26,037.50	5,207.50	31,245.00	1,055.00	32,300.00	30,800.00	32,235.00	219	4
	ELECTRIC 51 kWh 156	Electric	156	1PP2A5UZIFTXA0H2 1PP2A5UZIFT0A0H2	0	26,704.17	5,340.83	32,045.00	1,055.00	33,100.00	31,600.00	33,035.00	263	4

[^]£1,500 Electric Car Grant (ECG)

>> Electric Vehicle Range for standard specification without factory fitted options. Factory fitted options may reduce electric vehicle range.

CO₂ figures, P11D values, BIK% and MRRP pricing shown above are for a standard vehicle without any additional optional equipment. CO₂ figures are used to calculate Vehicle Excise Duty (VED) for the first registration of the vehicle and BIK%. The addition of optional extras could increase the certified CO₂ emission output. This in turn may affect the amount of VED payable upon registration, and, for company car drivers, the amount of Benefit in Kind (BIK) tax payable.

For further information on CO₂ and pricing for vehicles with optional equipment, please visit www.peugeot.co.uk and configure your chosen vehicle with your preferred options.

Figures shown are for comparison purposes and should only be compared to the fuel consumption, electric range and CO₂ values of other cars tested to the same technical standard.

The fuel consumption or electric range achieved, and CO₂ produced (where applicable), in real world conditions will depend upon a number of factors including, but not limited to: the accessories fitted (pre and post registration); the starting charge of the battery (electric only); variations in weather; driving styles and vehicle load. The WLTP (Worldwide Harmonised Light Vehicles Test Procedure) is used to measure fuel consumption, electric range and CO₂ figures.


***On the Road' MRRP includes registration plates and delivery to retailer (including VAT), 12 months' Vehicle Excise Duty and new vehicle registration fee of £55. Excludes fuel and insurance.

All information and prices correct at time of publication, but are subject to change at any time without prior notice (which may occur as a result of matters including, but not limited to, any changes in legislation and/or any changes by the government).



PEUGEOT 208 & E-208

PRICE LIST (2/2)

	Engine	Fuel	HP	Titre Code	CO ₂ g/km*	Basic MRRP	VAT (£)	Total MRRP	OTR Costs	On The Road MRRP	On The Road MRRP – Electric Car Grant Deducted^	P11D Value (£)	Electric Range (Miles) >>	2026/27 BIK %
 GT PREMIUM	1.2L TURBO 100 S&S 6-speed manual	Petrol	99	1PP2A5TJLKT05NH2 1PP2A5TJLKT05NH2	120	22,758.33	4,551.67	27,310.00	1,500.00	28,810.00	–	28,300.00	–	30
	HYBRID 110 e-DSC6 6-Speed Automatic Transmission	Alternative Fuel - Petrol/ Hybrid	110	1PP2A5TJGWTX5NH2	105	24,304.17	4,860.83	29,165.00	1,450.00	30,615.00	–	30,155.00	–	27
	HYBRID 145 e-DSC6 6-Speed Automatic Transmission	Alternative Fuel - Petrol/ Hybrid	145	1PP2A5TJHWTX5NH2 1PP2A5TJHWT05NH2	105	25,304.17	5,060.83	30,365.00	1,450.00	31,815.00	–	31,355.00	–	27
	ELECTRIC 50 kWh 136	Electric	136	1PP2A5UESFTX5NH2 1PP2A5UESFT05NH2	0	27,537.50	5,507.50	33,045.00	1,055.00	34,100.00	32,600.00	34,035.00	217	4
	ELECTRIC 51 kWh 156	Electric	156	1PP2A5UZIFTX5NH2 1PP2A5UZIFT05NH2	0	28,204.17	5,640.83	33,845.00	1,055.00	34,900.00	33,400.00	34,835.00	261	4

^£1,500 Electric Car Grant (ECG)

>> Electric Vehicle Range for standard specification without factory fitted options. Factory fitted options may reduce electric vehicle range.

CO₂ figures, P11D values, BIK% and MRRP pricing shown above are for a standard vehicle without any additional optional equipment. CO₂ figures are used to calculate Vehicle Excise Duty (VED) for the first registration of the vehicle and BIK%. The addition of optional extras could increase the certified CO₂ emission output. This in turn may affect the amount of VED payable upon registration, and, for company car drivers, the amount of Benefit in Kind (BIK) tax payable.

For further information on CO₂ and pricing for vehicles with optional equipment, please visit www.peugeot.co.uk and configure your chosen vehicle with your preferred options.

Figures shown are for comparison purposes and should only be compared to the fuel consumption, electric range and CO₂ values of other cars tested to the same technical standard.

The fuel consumption or electric range achieved, and CO₂ produced (where applicable), in real world conditions will depend upon a number of factors including, but not limited to: the accessories fitted (pre and post registration); the starting charge of the battery (electric only); variations in weather; driving styles and vehicle load. The WLTP (Worldwide Harmonised Light Vehicles Test Procedure) is used to measure fuel consumption, electric range and CO₂ figures.

***On the Road' MRRP includes registration plates and delivery to retailer (including VAT), 12 months' Vehicle Excise Duty and new vehicle registration fee of £55. Excludes fuel and insurance.

All information and prices correct at time of publication, but are subject to change at any time without prior notice (which may occur as a result of matters including, but not limited to, any changes in legislation and/or any changes by the government).



PEUGEOT 208 & E-208 REINVENTING THE DRIVING EXPERIENCE

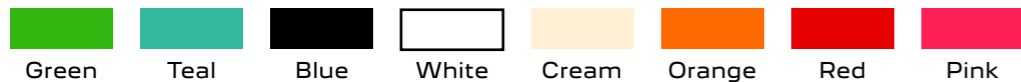
PEUGEOT i-Cockpit®

The PEUGEOT i-Cockpit® philosophy centres around a driving environment that puts you in control, allowing a greater connection to the road. For PEUGEOT 208, the PEUGEOT i-Cockpit® brings driving resolutely into a new age. The PEUGEOT i-Cockpit® comprises of the following key features:



The PEUGEOT i-Cockpit®

Choose your ambient lighting (Dependant on trim):



Configurable 3D head-up digital instrument panel

Available from GT trim level, the PEUGEOT 208 3D i-Cockpit® Instrument panel is a unique system that projects all the information on different layers giving you outstanding 3D effect. It can be fully customised to suit the driver's needs. As the panel is positioned higher, it is closer to the road and is more within the driver's field of vision. This can increase safety when compared to a conventional setup where the dials sit within the wheel, further from the road.



The digital speedometer (image shown is for 208 ELECTRIC variants, displaying numbers in metric system.)

The crisp and colourful graphics within the instrument panel can be adapted to give a variety of display modes including:

- **'Dials'** mode: a classic view to replicate the analogue set-up of most modern cars
- **'Navigation'** mode: turns the dials on their sides to a 'roller' format, 3D navigation with instructions fill the centre of the display
- **'Driving'** mode: with 'roller' format dials and driver assistance information including Lane Keeping Assistance (LKA) and ACC Stop

In addition to the above two 'Personal' modes can also be configured to allow the driver to see the exact information they require, for optimum comfort.



The 208's "Driving" mode – image shown is for Internal Combustion Variants, displaying numbers in metric system



Personalised ambient lighting

8-colour personalisable ambient lighting (standard from GT)

Live the power of choice in the PEUGEOT 208 thanks to the personalisable ambient lighting. 8 colours are available to make sure that whatever your mood, the 208 matches it perfectly. For example, you can select the red ambient lighting for a more dynamic experience or Blue for a more serene experience.

PEUGEOT 208 & E-208

REINVENTING THE DRIVING EXPERIENCE

PEUGEOT i-Cockpit®

Compact multi-function steering wheel

Compact dimensions coupled with a re-designed shape enhance every journey in PEUGEOT 208. Out on the road the compact dimensions increase the visibility of the car's instruments whilst in the corners it provides heightened responses and improved agility.



When it comes to round town or navigating car parks its compact dimensions make light work of wheel winding to manoeuvre into a space. In terms of finish, the ALLURE is trimmed with leather and has the new PEUGEOT shield proudly presented in the centre. GT and GT PREMIUM models benefit further from full-grain perforated leather with 'Adamite' green stitch detail and 'GT' emblem.



10.0" high definition (HD) capacitive colour touchscreen (standard on all versions)

With crystal clear graphics, the 10.0" capacitive colour touchscreen houses several key technological features of the PEUGEOT 208. Capacitive technology helps to give Smartphone levels of responsiveness whilst multi-touch technology brings greater levels of functionality. In keeping with the PEUGEOT 3D i-Cockpit® theme, the touchscreen is angled towards the driver.

The 10" touchscreen gives you a wide panoramic view and integrates directly the climate controls on each side. A second row of 'piano' key toggle switches also features in the centre console to make sure you can access as quickly as possible all the functionality of the PEUGEOT 208.



'e-Toggle' Drive Selector

(standard on HYBRID and ELECTRIC versions)

This stylish gearbox control with its ergonomic design complements the PEUGEOT i-Cockpit®. This compact gearbox control even helps to free up space within the cabin.

The Piano Key toggle switches enable the driver convenient and quick access to necessary functions.



Piano key toggle switches



PEUGEOT 208 & E-208 REINVENTING THE DRIVING EXPERIENCE

SAFETY TECHNOLOGY

Lane Keeping Technologies

Via a windscreen mounted camera PEUGEOT 208 offers the following lane keeping technologies:

Active Lane Keeping Assistance (LKA) + Road Edge Detection

(standard on all versions)


A system that monitors longitudinal lane markings on the ground. If a deviation is detected across a lane marking, you are alerted by a flashing indicator on the digital instrument panel in the cabin.

In addition as soon as the system identifies a risk of accidentally crossing one of the marking lines detected on the ground, the steering is gradually corrected to keep the vehicle in lane, at speeds of over 40mph. For further peace of mind, road edge detection is also included to reduce the likelihood of the vehicle leaving the road in an accident.

Lane Positioning Assist

(optional from ALLURE trim level via Drive Assist Pack Plus on HYBRID and ELECTRIC versions; standard on GT PREMIUM versions)

Linked to Adaptive Cruise Control with Stop and Go function. This intelligent system positions the car centrally with the middle of a lane, applying left and right trajectory corrections accordingly.



Speed Limit Recognition

Speed Limit Recognition and Recommendation

(standard on all versions)

Using the windscreen mounted camera, PEUGEOT 208 features speed limit sign recognition, leaving you in no doubt over the speed limit. Upon detecting a speed limit sign this information is read by the camera and displayed in colour on the head-up digital instrument panel.

In addition the driver also has the option to adapt their speed to the speed limit on the particular road via the vehicles cruise control stalk. The vehicle will then adjust its speed accordingly.

Road Sign Recognition and Recommendation

(standard on all versions)

In addition to speed limit recognition, 208 can also read and interpret various road signs, including 'Stop', 'One Way' and 'No Overtaking'. These are then relayed through the head-up digital instrument panel, in plain view of the drivers line of sight, reducing the chance of a road instruction being missed.



Driver Attention Alert

Driver Attention Alert

To help keep you alert behind the wheel, PEUGEOT 208 features a two stage driver alert system for added safety on the road, comprising:

Driver Attention Alert 3 (DAA3) (standard on all versions)

Controlled by a camera at the top of the windscreen designed to analyse the vehicles trajectory, this active system evaluates the vigilance of the driver at speeds of over 40mph.

By identifying deviations relative to the road markings, PEUGEOT 208 is able to determine whether the vehicle's behaviour reflects a certain degree of driver drowsiness or inattention. If it is felt that the driver needs to take better care on the road a visual and audible alert will occur. If more than three instances occur, the driver will be advised to take a break.



Smartbeam Assistance

PEUGEOT Smartbeam Assistance

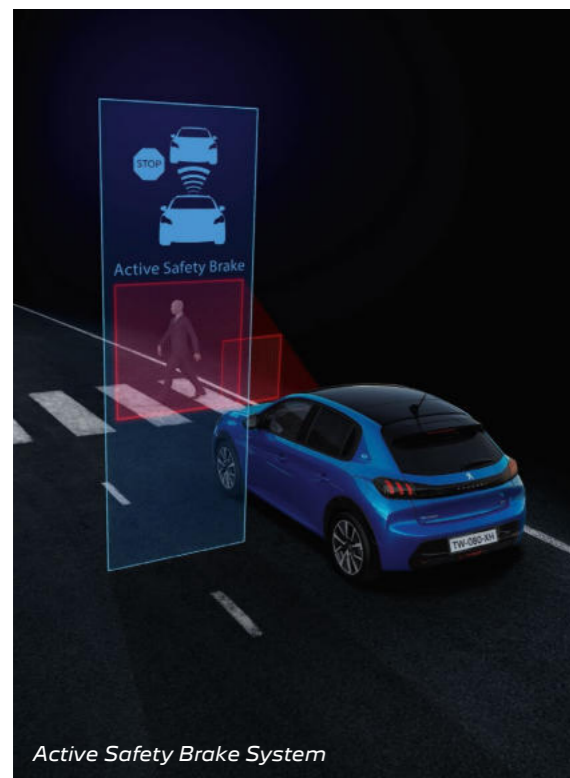
(standard from GT)

PEUGEOT Smartbeam Assistance gives you one less thing to think about when driving at night. Controlled via a windscreen mounted camera, the system continuously analyses driving conditions, for instance the proximity of other vehicles.

PEUGEOT Smartbeam Assistance automatically switches headlights to full beam when conditions allow, allowing you to tap into the full potential of the full LED headlights.

PEUGEOT 208 & E-208 REINVENTING THE DRIVING EXPERIENCE

SAFETY TECHNOLOGY



Active Safety Brake System (standard on all versions)

An intelligent autonomous braking system designed to avoid a collision or limit its severity by reducing the vehicle's speed. The system is triggered if the driver does not react quickly enough, by activating the vehicle's brakes.

Using a bumper mounted radar and multifunction camera located at the top of the windscreen able to detect obstructions on the road. The system works in the following ways, both day and night:

- Between 0 and 18mph, collision avoidance for fixed and moving obstacles and pedestrians.
- Beyond 18mph limiting the severity of an impact by reducing the vehicles speed by at least 12mph before impact.

Distance Alert System (standard on all versions)

Working in conjunction with the Automatic Emergency Braking System, the distance alert function warns the driver if the vehicle risks a collision with the vehicle in front or a pedestrian in the road. Two levels of warning are available, the first 'Amber' warning provides a visual alert to the potential risk. In a more severe instance a 'Red' visual and audible alert indicate a collision is imminent and driver action is required, failure to act triggers the Automatic Emergency Braking System.

Blind Spot Monitoring

(optional on ALLURE and GT; standard on GT PREMIUM versions)

Using lateral ultrasound sensors to cover areas out of your field of vision along with the windscreen mounted camera, an LED illuminates in either side door mirror to alert to the presence of a car, lorry, motorbike or bicycle in your blind spot. The system works when overtaking a slower vehicle or when overtaken by a faster vehicle.



Blind spot monitoring



Adaptive Cruise Control

PEUGEOT Connect SOS & Assistance

(standard on all versions)

A vehicle locating communication unit, this feature can be used manually (dedicated SOS button on the console) or automatically (if pyrotechnic devices are deployed). It locates the vehicle precisely and triggers the sending of the appropriate emergency services for a rapid response.*

PEUGEOT are the pioneers of this technology and since launching in 2003 PEUGEOT Connect SOS & Assistance has assisted thousands of drivers. The system comes with a 10 year subscription and uses a GPS module and SIM card (built in to the system).

*Additional terms and conditions apply to connected services, including customer acceptance of location sharing prior to activation.

Adaptive Cruise Control with Stop and Go (ACC Stop and Go)

(optional via Drive Assist Pack Plus from ALLURE on HYBRID and ELECTRIC versions; standard on GT PREMIUM versions)

Cruise control as you know it, will never be the same again with PEUGEOT 208. Controlled via a radar mounted at the front of the vehicle, the ACC Stop and Go system provides two key functions:

- Automatic maintenance of the vehicles speed, at the value set by the driver
- Automatic maintenance of a set distance between PEUGEOT 208 and the vehicle in front, slowing the vehicle to a stop if required and then moving off automatically when conditions allow

The system detects a vehicle driving in front in the same direction and can automatically adapt the vehicle's speed to that of the vehicle in front. This occurs using engine braking and the braking system (in which case the brake lights are lit) to maintain a constant distance.

When activated, ACC Stop and Go also incorporates Lane Positioning Assist, to position the car centrally within its lane, particularly useful for motorway driving.

ACC 30 can be added as an option from ALLURE variants with manual gearboxes, this incorporates the distance and braking capabilities of ACC Stop and Go but does not slow the vehicle to a stop. ACC 30 can reduce speeds to a minimum of 18mph (30km/h), to prevent the vehicle from stalling.



PEUGEOT 208 & E-208

EXPLORE THE RANGE

INTRODUCING DRIVE ASSIST PLUS



Your browser does not currently recognise any of the video formats available.
[Click here to visit our frequently asked questions about HTML5 video.](#)

Click the play button to put yourself in the driver's seat with a 360° exploration of the vehicle's interior and introduction to Drive Assist Plus.



STANDARD SPECIFICATION	STANDARD EQUIPMENT BY VERSION	PRICE LIST	PEUGEOT I-COCKPIT®	SAFETY TECHNOLOGY	INNOVATIVE TECHNOLOGY	EXTERIOR STYLE	LIVE THE POWER OF CHOICE	EV SERVICES & STYLING	CHOOSE YOUR OPTIONS	EQUIPMENT	WHEELS	CHOOSE YOUR PAINT & ROOF	UPHOLSTERY OPTIONS	TECHNICAL SPECIFICATION	DIMENSIONS	SERVICE CONTRACTS	FURTHER INFORMATION
------------------------	-------------------------------	------------	--------------------	-------------------	-----------------------	----------------	--------------------------	-----------------------	---------------------	-----------	--------	--------------------------	--------------------	-------------------------	------------	-------------------	---------------------

PEUGEOT 208 & E-208

REINVENTING THE DRIVING EXPERIENCE

INNOVATIVE TECHNOLOGY



Smartphone Wireless Charger

(optional on ALLURE & GT; standard on GT PREMIUM versions)

Through the use of inductive charging technology a compatible device can be charged wirelessly whilst on the move. Operation is simple: just place your compatible smartphone on the charging area, once detected, battery charging begins.

Docking Station (standard from GT Trim)

Compartment located in the lower centre console complete with lid which doubles up as a non-charging smartphone docking station when open. The compartment shutter is available from GT Trim as standard. However, it is available from ALLURE trim when the 'Wireless Smartphone Charging' Function is requested.



Wireless Mirror Screen® (all versions)

Allows the mirroring of a compatible smartphone screen to access the key functionality on the handset. Once paired, functions are displayed on the 10.0" capacitive colour touchscreen systems. System features vary by provider/phone and can include navigation, text display, text reading, media functionality voice control. Mirror Screen® uses the following systems:

- **Apple CarPlay™**
- **Android Auto**

*For further information on Apple CarPlay™ and smartphone compatibility please visit: www.apple.com/ios/carplay/

For information on Android Auto and smartphone compatibility please visit: www.android.com/auto/



Cielo Panoramic Glass Roof (optional on GT and GT PREMIUM)

Enjoy the outside world with PEUGEOT 208's optional Cielo panoramic glass roof. Bathing the cabin in natural light, the panoramic glass roof enhances the appearance of the PEUGEOT 208.

A manual roller blind is also included.



PEUGEOT 208 & E-208

REINVENTING THE DRIVING EXPERIENCE

INNOVATIVE TECHNOLOGY

In addition to the rear parking sensors (standard across the range), the PEUGEOT 208 features the following driving assistance:

HD Rear Camera (standard on GT and GT PREMIUM)

In addition to front and rear sensors the rear camera offers a variety of views including rear 'Grid' view, '180°' view, useful for reversing out of spaces and an 'Overhead' view making it easier when reversing near obstacles.

Connected 3D Navigation*

(Available via Navigation and Vision pack as an option on ALLURE and GT trim, standard on STYLE and GT PREMIUM)

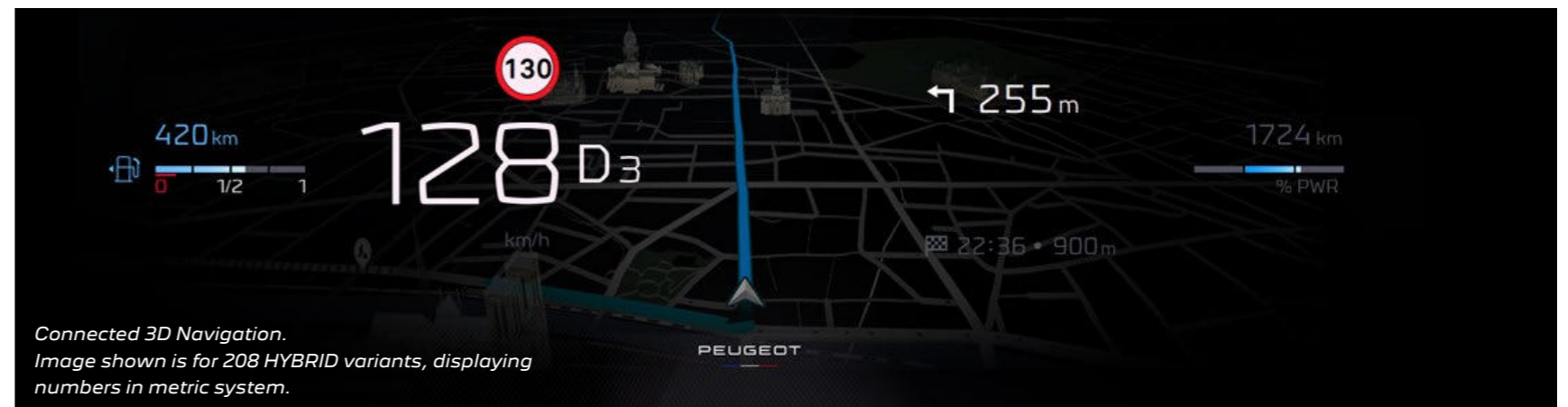
Linked to the 10.0" high definition (HD) capacitive colour touchscreen, the system includes European mapping, 3D city mapping and voice recognition (for radio, navigation and telephone functions).

The system also includes a 6 months free-trial subscription^ to live navigation services (in partnership with TomTom®).

Key features are:

- **TomTom® Traffic** Real-time updates on traffic conditions (traffic jams, road works) and suggested alternative routes.
- **Local Weather** Displays forecasted weather conditions along the route.
- **Fuel Stations** Displays nearby fuel stations and pricing.
- **Local search** Access address and contact detail information for a point of interest.

^ Subject to subscription – for renewal, Terms and Conditions, and any other details about Connected Navigation visit: <https://services-store.peugeot.co.uk>. For vehicles registered from 1st July 2025, e-Remote Control (Remote Charging, Remote Climate Control) and e-ROUTES are included with a free 10-year subscription.



PEUGEOT 208 & E-208

A MODERN AND BOLD VISION

EXTERIOR STYLE



Front

With a striking exterior design, PEUGEOT 208 does not fail to make its presence known.

At the front bold details are everywhere to be seen. The sharp headlights, fitted with Eco LED or full LED technology (from GT level) echo the striking bodywork design. The commanding 3-claws LED daytime running lights that frame the front of the car with beautiful symmetry, take inspiration from the PEUGEOT Instinct concept car. Adding further to the design, the 3-claws concept is continued on the full LED headlights (on GT and GT PREMIUM versions) to reinforce the PEUGEOT identity.

Body coloured front grille design using hot stamping technology on all versions.



Profile

In profile the silhouette of 208 comes to life, striking details include:

- Gloss black diamond roof (on GT and GT PREMIUM versions) provides a sporty bi-tone effect
- Dark tinted rear side and tailgate windows (from ALLURE level) complete with gloss black window surround (on GT and GT PREMIUM versions)
- Alloy wheels (depending on versions) range from 16" to 17", with a choice of finishes available (according to version) including intricate diamond cut and gloss black detailing. The sporty style is reinforced by the gloss black wheel arch extensions (standard from GT).



Rear

At the rear, the flowing silhouette of PEUGEOT 208 comes together beautifully with signature PEUGEOT design touches including:

- Horizontal 3-claw LED rear lighting signature. GT and GT PREMIUM versions include LED directional indicators and reversing lights.
- Gloss black rear strip incorporating new PEUGEOT lettering, connecting the two 3-claw effect horizontal rear lights
- Twin exhaust system (on GT & GT PREMIUM HYBRID 145 e-DSC6)
- Rear bumper diffuser trim finished in gloss black (from ALLURE level) adds further to the sports design.

PEUGEOT 208 & E-208

A MODERN AND BOLD VISION

EXTERIOR STYLE: LED TECHNOLOGY & BADGING



LED Headlights

Light Emitting Diode (LED) headlight technology is standard on all 208 models, with full LED headlights standard from GT. The benefits of LED headlight technology include:

- LED technology consumes considerably less energy to produce light, 50% less than halogen and 35% less than xenon technologies
- LED technology offers a whiter light for improved visibility at night, the light is also more similar to daylight, leading to reduced driver eye fatigue, improving safety
- LED technology requires no warm up time with instantaneous lighting response when compared to conventional halogen technologies
- LED technology will last for the life of the car, compared to halogen technology with much shorter life expectancy
- LED technology offers a very striking visual signature that perfectly complements the sharp exterior design

In addition, LED lighting technology is also used for both tail light and braking functions.

Badging

The sculpted bonnet is headed by the '208' inscription, finished in dynamic italic typography and enhanced by the 'Basalt Grey' colour.

PEUGEOT lettering finished in Basalt Grey, signs the gloss black rear strip.

On the side the prominent shape of the C-pillar reminds us of the iconic PEUGEOT 205. This link to our heritage is enhanced by the GT badging (PETROL/HYBRID versions) or the 'E' Monogram badging (ELECTRIC versions).





PEUGEOT 208 & E-208

100% ELECTRIC WITHOUT COMPROMISE

LIVE THE POWER OF CHOICE

The PEUGEOT 208 is available with a choice of petrol, HYBRID and ELECTRIC powertrains.

The PEUGEOT E-208 features the following key elements:

TECHNICAL

ELECTRIC 50 kWh 136hp^ powertrain or ELECTRIC 51 kWh 156hp^^ powertrain

The PEUGEOT E-208 offers a lively and stimulating drive thanks to its 100% ELECTRIC powertrain.

Both powertrains benefits from immediate reactivity with 260Nm of torque from 0mph and enjoy a serene* driving experience with no vibration. The vehicle also comes with AVAS: Acoustic Vehicle Alerting System, generating a sound when travelling at low speed, audible outside the vehicle for pedestrian safety.

E-CMP platform

The new E-CMP platform has been developed to incorporate a high voltage battery whilst preserving space on board and boot volume. Particular attention was given to weight reduction and balance to make sure the driving experience in the PEUGEOT 208 is as rewarding as possible.

Range

^Electric range up to 226 miles under WLTP.

^^Electric range up to 268 miles under WLTP.

Charging flexibility with 3 modes available:

Domestic (AC) 10A /3kWh from a regular socket, full charge in 24 hours (accessory cable needed).

Fast (AC) 32A / 7kWh from a Wall Box, full charge in 7.5 hours.

Rapid (DC) 100kWh from a dedicated public terminal, 80% charged in 30 minutes.

*Take care when driving as other road users may not be accustomed to electric vehicles. PEUGEOT E-208 is fitted with an acoustic vehicle alerting system.

SMART BATTERY MANAGEMENT

To improve battery durability and performance in the long term and charging efficiency, E-208 (produced from May 2025) will have the ability to limit charging to 80% of the battery capacity for daily use. This new function is accessible during AC charging via Mode 2 (Domestic 3-Pin Plug) or Mode 3 (Wall box). It is not accessible during CCS Rapid DC Charging (Mode 4). It can be controlled via the central touch screen or remotely via the MyPEUGEOT app.

USAGE

3 driving modes

In the PEUGEOT E-208 you will be able to chose between 3 driving modes:

- Sport: priority given to performance (0-60 in 8.1s)
- Normal: daily usage
- Eco: priority given to range

2 braking modes

The PEUGEOT E-208 also benefits from 2 braking modes that helps you make the best of your range:

- Moderate: sensation similar to an ICE engine
- Emphasised: deceleration controlled with accelerator pedal

Specific animations

The PEUGEOT E-208 features specific technological animations and menus on the touchscreen so that you can access easily all the information needed.

V2L function is easy to use: the user plugs an adaptor (available as an Accessory from PEUGEOT retailers) into the car's type 2 socket. Electrical devices can then be plugged into the adaptor. When V2L is activated, a minimum 30% State of Charge (SOC) threshold (pre-set & not adjustable) will be set by the car; once the threshold is reached, V2L will be deactivated.

VEHICLE-TO-LOAD (V2L) FUNCTION


Vehicle-to-Load (V2L) preparation is standard on E-208 ELECTRIC 51kWh 156 versions equipped with bi-directional On-board Charger.

The V2L functionality provides the ability to run a high-power electrical device (e.g. charge an e-Bike or run an electrical tool) through the car's high voltage battery. It can provide electricity up to 3kW and 16A.

PEUGEOT CARE

PEUGEOT CARE delivers peace of mind by providing comprehensive cover for the electric motor, charging system, powertrain, and electrical and mechanical components for **up to 8 years, or 100,000 miles**, whichever comes first, from the date of registration, on PEUGEOT electric cars. It is in addition to the specific warranty offered by PEUGEOT on all its electric vehicle batteries, also lasting 8 years or 100,000 miles, to cover the entire vehicle. This makes PEUGEOT the first European brand to offer such extensive coverage on one of its models.

PEUGEOT CARE consists of 3 years standard manufacturer's warranty plus up to 5 years of special coverage, activated when you decide to maintain your car in the participating PEUGEOT network in line with our service programme. It is valid up to the next scheduled service and reactivated for vehicles up to 8 years old or 100,000 miles, whichever happens first. PEUGEOT CARE is available on new and UK ordered: E-208, E-2008, E-308, E-308 SW, E-3008, E-408, E-5008, E-Rifter and E-Traveller. PEUGEOT CARE does not affect your legal guarantee of conformity or the manufacturer warranty on your car. Please see full [terms & conditions](#).



Vehicle-to-Load (V2L)



Specific EV animations and menus on the colour touchscreen



ELECTRIC powertrain

PEUGEOT 208 & E-208

ELECTRIC WITHOUT COMPROMISE

EV SERVICES & STYLING



MYPEUGEOT® APPLICATION

Control Your Vehicle Remotely

With the MyPEUGEOT App you can view the following anywhere and any time:

- The progress and status of the vehicle charge
- Your consumption statistics for every journey
- Eco-driving tips

You can also remotely control certain vehicle functions via the App such as:

- Activating, stopping and scheduling the battery charge
- The pre-programming of the heating or air conditioning within the vehicle



EXTERIOR STYLING

The PEUGEOT E-208 comes with distinctive and exclusive touches

The C-pillar comes with a specific 'E' monogram badging as well as the name of the car at the rear.









PEUGEOT 208 & E-208

CHOOSE YOUR OPTIONS (1/2)

KEY: ● STANDARD ○ OPTIONAL — UNAVAILABLE

	OPTION CODE	 STYLE	 ALLURE	 GT	 GT PREMIUM	Basic RRP £ Excluding VAT	VAT @ 20%	Total RRP £ Including VAT
PAINT								
Metallic Paint - Ageuda Yellow	M0EQ	●	●	●	●	0.00	0.00	0.00
Metallic Paint - Cumulus Grey (M0F4), Nera Black (M09V), Selenium Grey (M0LD), Okenite White (M0F4)	<-----	○	○	○	○	625.00	125.00	750.00
Premium Paint – Vertigo Blue (M6SM), Elixir Red (M5VH)	<-----	○	○	○	○	791.67	158.33	950.00
SAFETY AND SECURITY								
Drive Assist Pack: Adaptive Cruise Control & Active Safety Brake AEBS3 (manual versions)	ZVPY	—	○	—	—	416.67	83.33	500.00
Drive Assist Pack: Adaptive Cruise Control (manual versions)	ZVPY	—	—	○	●	250.00	50.00	300.00
Drive Assist Pack Plus: Adaptive Cruise Control with Stop and Go (automatic versions) + Lane Positioning Assist & Active Safety Brake AEBS3	ZVNR	—	○	—	—	416.67	83.33	500.00
Drive Assist Pack Plus: Adaptive Cruise Control with Stop and Go (automatic versions) + Lane Positioning Assist	ZVNR	—	—	○	●	250.00	50.00	300.00
COMFORT AND CONVENIENCE								
PEUGEOT Open & Go (keyless entry)	YD07	—	○	●	●	291.67	58.33	350.00
Parking Pack - Blind spot monitoring - HD Front and Rear Cameras	WYAL	—	○	—	—	250.00	50.00	300.00
Parking Pack - Blind spot monitoring - HD Front and Rear Cameras	WYAL	—	—	○	●	166.67	33.33	200.00
Heat Pump – for more efficient cabin temperature conditioning, reduces energy consumption (ELECTRIC versions only)	D2501	—	○	○	●	333.33	66.67	400.00
11 kW triphase On board charger (ELECTRIC 136 versions only)	LZ04	—	○	○	○	300.00	60.00	360.00
11 kW triphase bi-directional On board charger (ELECTRIC 156 versions only)	LZ06	—	○	○	○	300.00	60.00	360.00

^ Subject to subscription – for renewal, terms and conditions, and any other details about Connected Navigation services, visit: <https://services-store.peugeot.co.uk>. For vehicles registered from 1st July 2025, e-Remote Control (Remote Charging, Remote Climate Control) and e-ROUTES are included with a free 10-year subscription.



PEUGEOT 208 & E-208

CHOOSE YOUR OPTIONS (2/2)

KEY: ● STANDARD ○ OPTIONAL — UNAVAILABLE

	OPTION CODE	STYLE	ALLURE	GT	GT PREMIUM	Basic RRP £ Excluding VAT	VAT @ 20%	Total RRP £ Including VAT
INTERIOR FEATURES								
Seating: Alcantara 'ICONIUM' with Adamite green stitch - Includes Heated front seats - Includes Driver seat multi-way electric adjustment (includes electric lumbar adjustment) and Driver seat multi-point massage function	WNFX	—	—	○	●	416.67	83.33	500.00
EXTERIOR FEATURES								
Cielo panoramic glass roof	OK01	—	—	○	○	416.67	83.33	500.00
Tow bar: manually retractable with 13-pin harness, TSM (trailer sway mitigation) and specific cooling (Not available on ELECTRIC versions)	AQ05	○	○	○	○	625.00	125.00	750.00
SPARE WHEEL (PETROL & HYBRID VERSIONS ONLY)								
Space Saver Spare Wheel Preparation (excluding Electric versions) - Wheel and Tools available separately as an accessory from PEUGEOT Retailer.	ZHK1	—	○	—	—	16.67	3.33	20.00
Space Saver Spare Wheel & Tools - PEUGEOT Retailer supplied accessory (not available on Electric versions)	RETAILER ACCESSORY	—	○	—	—	132.85	26.57	159.42
OPTION PACKS								
Navigation Pack - Connected 3D Navigation [^] : includes TomTom [®] Live updates & SpeedCam/Danger Zones (6 month subscription [^]) (ZJA9), Smartphone 15W Wireless Charging Plate (E301)	J6LA	—	○	○	●	333.33	66.67	400.00

[^] Subject to subscription – for renewal, terms and conditions, and any other details about Connected Navigation services, visit: <https://services-store.peugeot.co.uk>. For vehicles registered from 1st July 2025, e-Remote Control (Remote Charging, Remote Climate Control) and e-ROUTES are included with a free 10-year subscription.



PEUGEOT 208 & E-208 EQUIPMENT (1/5)

KEY: ● STANDARD ○ OPTIONAL — UNAVAILABLE



SAFETY AND SECURITY	STYLE	ALLURE	GT	GT PREMIUM
ABS (Anti-lock Braking System) with EBD (Electronic Braking Distribution) and EBA (Emergency Braking Assistance)	●	●	●	●
Airbags: Driver and front passenger airbags (includes passenger airbag deactivation function)	●	●	●	●
Airbags: Driver and front passenger side airbag	●	●	●	●
Airbags: Curtain airbags	●	●	●	●
Alarm – Connected^, Volumetric, Perimetric & Anti-lift sensor	●	●	●	●
Automatic door locking when moving off	●	●	●	●
Automatic hazard light activation upon heavy brake application	●	●	●	●
AVAS: Acoustic Vehicle Alerting System. Generates a sound when travelling at low speed, audible outside the vehicle for pedestrian safety. Standard on all ELECTRIC & HYBRID versions	●	●	●	●
Child locking functionality on rear doors	●	●	●	●
Deadlocking	●	●	●	●
Electronic code immobiliser	●	●	●	●
ESP (Electronic Stability Programme) with Hill Start Assist	●	●	●	●
Front optimised safety headrests and rear retractable headrests (x3), height-adjustable.	●	●	●	●
Front three-point retractable seatbelts, with force limiters	●	●	●	●
Gear Shift Indicator (manual versions only)	●	●	●	●
Isofix child seat fittings (x2) in the second row	●	●	●	●
Headlights left on audible warning	●	●	●	●

PEUGEOT Connect SOS and Assistance	●	●	●	●
Programmable cruise control and speed limiter	●	●	●	●
Drive Assist Pack: Adaptive cruise control (TURBO 100) (*includes Active Safety Brake – AEB3)	—	○*	○	—
Drive Assist Pack Plus: Adaptive cruise control with Stop & Go function, Lane positioning assist (ELECTRIC & HYBRID) (*includes Active Safety Brake – AEB3)	—	○*	○	●
Lane Keeping Assist	●	●	●	●
Speed limit recognition and recommendation	●	●	●	●
Active Safety Brake (pedestrians)	●	●	—	—
Active Safety Brake – AEB3 (Night function, cyclists, pedestrians)	—	—	●	●
Blind spot monitoring (Available in conjunction with Navigation & Vision Pack)	—	○	○	●
Driver attention warning	●	●	●	●
Seatbelt unfastened on the move audible and visual alert for front and rear seats	●	●	●	●
Tyre Inflation Kit (*excludes GT & GT Premium Petrol & Hybrid versions)	●	●	●*	●*
Space saver spare wheel preparation (not available on ELECTRIC versions)	○	○	—	—
Space saver spare wheel (not available on ELECTRIC versions)	○	○	●	●
Tyre pressure monitoring	●	●	●	●
Exterior temperature indicator with ice warning	●	●	●	●
Driver Vigilance Camera	●	●	●	●



PEUGEOT 208 & E-208 EQUIPMENT (2/5)

KEY: ● STANDARD ○ OPTIONAL — UNAVAILABLE



COMFORT AND CONVENIENCE	STYLE	ALLURE	GT	GT PREMIUM
Acoustic Windscreen	●	●	●	●
Pre-heating functionality (EV versions)	●	●	●	●
High centre console with 2 cup holders	—	●	●	●
Central front armrest with storage compartment	—	●	●	●
Electric front and rear windows with 'one-touch' and pinch protection	●	●	●	●
Electric and heated door mirrors	●	—	—	—
Electric, heated and power folding door mirrors with courtesy floor lighting	—	●	●	●
Electrochrome rear view mirror	—	●	●	●
Electric parking brake	—	●	●	●
7 kW monophasic On board charger (ELECTRIC versions)	—	●	●	●
11 kW triphase On board charger (ELECTRIC versions)	—	○	○	—
11 kW triphase bi-directional On board charger (ELECTRIC 156 versions)	—	○	○	○
Mode 3 type 2 cable for Wallbox charging (ELECTRIC versions)	—	●	●	●
Electric power steering with reach and rake adjustable steering column	●	●	●	●
Heat Pump - for more efficient cabin temperature conditioning, reduces energy consumption (ELECTRIC versions only)	—	○	○	●
Multifunction trip computer	●	●	●	●
Parking sensors - rear	●	—	—	—
Parking sensors – front & rear	—	●	●	●



180° HD Rear Camera	—	○	●	●
360° HD Front and Rear Cameras & Blind Spot Monitoring	—	○	○	●
PEUGEOT i-Cockpit®: compact steering wheel	●	●	●	●
PEUGEOT i-Cockpit®: 10.0" HD capacitive colour touchscreen	●	●	●	●
PEUGEOT i-Cockpit® with 3.5" colour instrument panel and analogue dials	●	—	—	—
PEUGEOT i-Cockpit®: with 10.0" configurable colour head-up instrument panel	—	●	—	—
PEUGEOT i-Cockpit®: with 10.0" configurable 3D colour head-up instrument panel	—	—	●	●
Push button start	●	●	●	●
Remote Plip (x2) for locking, unlocking, includes emergency key blade	●	●	●	●
PEUGEOT Open & Go system (keyless entry)	—	○	●	●
Tinted windows	●	—	—	—
Dark tinted rear side and tailgate windows	—	●	●	●
Tailgate with heated rear windscreen & wiper blade	●	●	●	●
Rear windscreen wiper triggered automatically in reverse gear	●	●	●	●
Drive Mode Selection: Eco / Normal (1.2L 100)	—	●	—	—
Drive Mode Selection: Eco / Normal / Sport (HYBRID & ELECTRIC versions)	—	●	—	—
Drive Mode Selection: Eco / Normal / Sport	—	—	●	●



PEUGEOT 208 & E-208 EQUIPMENT (3/5)

KEY: ● STANDARD ○ OPTIONAL — UNAVAILABLE



INTERIOR FEATURES	STYLE	ALLURE	GT	GT PREMIUM
'Quartz' contrast stitching to front & rear door armrests	—	●	—	—
'Adamite' green contrast stitching to front & rear door armrests, front centre console and dashboard fascia	—	—	●	●
Dashboard – carbon effect trim	●	●	●	●
Gear lever – e-Toggle (ELECTRIC & HYBRID versions)	—	●	●	●
Lighting: Front interior light with reading spotlights (x2)	●	●	—	—
Lighting: Front LED interior light, front LED reading spotlights (x2), rear LED reading spotlights (x2)	—	—	●	●
Lighting: Driver & Passenger sunvisors, front footwells and central storage with LED lighting	—	—	●	●
Lighting: 8-colour personalisable ambient lighting	—	—	●	●
Lighting: Boot	●	●	●	●
Multi-function leather steering wheel	●	●	—	—
Multi-function full-grain perforated leather steering wheel with 'Adamite' green stitch detail and 'GT' emblem	—	—	●	●
Door Sill Protection with 'PEUGEOT' signature lettering	—	—	●	●
Luxury Carpet Mats	—	—	●	●
'Piano' keys: Gloss black plated toggle switches to access main functions of the vehicle	●	●	●	●



Roof lining – Light Grey	●	●	—	—
Roof lining – Mistral black	—	—	●	●
Seating: driver and front passenger seat manual adjustment (longitudinal and back rest angle)	●	●	●	●
Seating: driver seat mechanical height adjustment	●	●	—	—
Seating: driver and front passenger seat mechanical height adjustment	—	—	●	●
Seating: -1/3 – 2/3 folding rear seat	●	●	●	●
Seating: driver and front passenger comfort seats	●	●	—	—
Seating: driver and front passenger dynamic seats	—	—	●	●
Seating: Heated Front Seats, Driver seat multi-way electric adjustment (includes electric lumbar adjustment), Driver seat multi-point massage function (* GT - in conjunction with optional Alcantara)	—	—	○*	●
Seating: 'Renzo' fabric upholstery with 'Rimini' cloth fabric seats complimented with orange stitch detailing	●	—	—	—
Seating: Tri-material 'CASUAL LOMSA' embossed fabric, leather effect and cloth seat trim with Quartz stitch detail	—	●	—	—
Seating: Tri-material 'CAPY' leather effect and 'BELOMKA' cloth seat trim with Adamite green stitch detail	—	—	●	—
Seating: Alcantara 'ICONIUM' with 'Adamite' green stitch detail	—	—	○	●

PEUGEOT 208 & E-208 EQUIPMENT (4/5)

KEY: ● STANDARD ○ OPTIONAL — UNAVAILABLE



STYLE ALLURE GT GT PREMIUM

EXTERIOR FEATURES	STYLE	ALLURE	GT	GT PREMIUM
Exterior door handles: body coloured	●	●	●	●
Cielo Panoramic Glass Roof	—	—	○	○
Tow bar (excluding ELECTRIC versions)	○	○	○	○
Door mirror shells: Gloss Black	●	●	●	●
Front bumper grille - grained black	●	●	—	—
Front bumper grille - gloss black with boy-colour accents	—	—	●	●
Grained black B pillar	●	—	—	—
Gloss black B pillar	—	●	●	●
Matt black window weatherstrips	●	●	●	●
Gloss black wheel arch extensions	—	—	●	●
Gloss black rear light cluster connecting strip	●	●	●	●
GT model designation badging on tailgate (excluding HYBRID versions)	—	—	●	●



STYLE ALLURE GT GT PREMIUM

GT model designation badging on C pillar (excluding ELECTRIC versions)	—	—	●	●
Dichroic 'E' monogram on C pillar and tailgate (ELECTRIC versions)	—	●	●	●
208' Model designation badges front and rear	●	●	●	●
Rear bumper with gloss black finish	—	●	●	●
Diamond Black roof	—	—	●	●
Diamond black rear spoiler	●	●	●	●
16" steel wheels with 'MONTI' trim	●	—	—	—
16" 'NOMA' two tone diamond cut alloy wheels	—	●	—	—
17" 'YANAKA' two tone diamond cut alloy wheels	—	—	●	●
Antenna - Gloss Black 'fin' design	●	●	●	●



PEUGEOT 208 & E-208 EQUIPMENT (5/5)

KEY: ● STANDARD ○ OPTIONAL — UNAVAILABLE



IN CAR ENTERTAINMENT	STYLE	ALLURE	GT	GT PREMIUM
Bluetooth® telephone facility	●	●	●	●
DAB Radio (Digital Audio Broadcasting)	●	●	●	●
Wireless Mirror Screen®: (Apple CarPlay™, Android Auto)	●	●	●	●
Smartphone docking station	—	—	●	●
USB-C (Data & Charge) Socket (x1) - front	●	—	—	—
USB-C (Data & Charge) Socket (x1) & USB-C (Charge) Socket (x1) - front	—	●	●	●
USB-A Socket (x1) & USB-C Socket (x1) - rear (*ELECTRIC & HYBRID)	—	●	●	●
Connected Navigation with TomTom live updates and Speedcam alerts (6 months free subscription trial)^	●	—	—	—
PEUGEOT i-Connect® Advanced - Connected Navigation with TomTom live updates and Speedcam alerts (6 months free subscription trial)^	—	○	○	●
Smartphone 15W Wireless Charger	—	○	○	●
6-Speakers: 2 tweeters & 4 door speakers	●	●	●	●
12 V socket	●	●	●	●



LIGHTING AND VISIBILITY	STYLE	ALLURE	GT	GT PREMIUM
Eco LED headlights with electric height adjustment	●	●	—	—
Full LED headlights with automatic height adjustment and PEUGEOT Smartbeam Assist	—	—	●	●
LED daytime running lights with distinctive '3-claw' signature	●	●	●	●
LED front indicator lights	—	—	●	●
LED '3-claw' horizontal rear lighting signature (with daylight function) and LED brake lights.	●	●	—	—
LED '3-claw' horizontal rear lighting signature (with daylight function) and LED brake lights, indicators and reversing lights	—	—	●	●
Visibility pack: automatic lights	●	●	●	●
Visibility pack: automatic windscreen wipers	●	●	●	●
Visibility pack: 'follow me home' headlights	●	●	●	●

^ Subject to subscription – for renewal, terms and conditions, and any other details about Connected Navigation services, visit: <https://services-store.peugeot.co.uk>. For vehicles registered from 1st July 2025, e-Remote Control (Remote Charging, Remote Climate Control) and e-ROUTES are included with a free 10-year subscription.

PEUGEOT 208 & E-208 WHEELS

KEY: ● STANDARD — UNAVAILABLE

	STYLE	ALLURE	GT	GT PREMIUM
WHEEL DESCRIPTION				
16" steel wheels with 'MONTI' trim	●	—	—	—
16" 'NOMA' two tone diamond cut alloy wheels	—	●	—	—
17" 'YANAKA' two tone diamond cut alloy wheels (includes Gloss Black inserts)	—	—	●	●



16" steel wheels with 'MONTI' trim



16" 'NOMA' two tone diamond cut alloy wheels



17" 'YANAKA' two tone diamond cut alloy wheels
(includes Gloss Black inserts)

PEUGEOT 208 & E-208

CHOOSE YOUR PAINT & ROOF

KEY: ● STANDARD ○ OPTIONAL — UNAVAILABLE

	OPTION CODE	STYLE	ALLURE	GT	GT PREMIUM
METALLIC PAINT					
Agueda Yellow	M0EQ	●	●	●	●
Okenite White	M0SU	○	○	○	○
Cumulus Grey	M0F4	○	○	○	○
Selenium Grey	M0LD	—	○	○	○
Nera Black	M09V	○	○	○	○
PREMIUM PAINT					
Elixir Red	M5VH	—	○	○	○
Vertigo Blue	M6SM	—	○	○	○
ROOF					
Black 'Diamond' (Not available in conjunction with Nera Black Metallic)	JD20	—	—	●	●



Agueda Yellow



Okenite White



Cumulus Grey



Selenium Grey



Nera Black



Elixir Red



Vertigo Blue

PEUGEOT 208 & E-208

CHOOSE YOUR UPHOLSTERY OPTIONS

KEY: ● STANDARD ○ OPTIONAL

	STYLE	ALLURE	GT		GT PREMIUM
UPHOLSTERY OPTIONS					
Upholstery	'Renzo' fabric upholstery with 'Rimini' cloth	Tri-material 'CASUAL LOMSA' embossed fabric, leather effect and cloth seat trim with Quartz stitch detail	Tri-material 'CAPY' leather effect and 'BELOMKA' cloth seat trim with Adamite green stitch detail	Alcantara® 'ICONIUM' with 'Adamite' green stitch detail	Alcantara 'Iconium' with 'Adamite' green stitch detail
Seat Type	Comfort	Comfort	Dynamic	Dynamic	Dynamic
Top-stitching	Orange	Quartz	'Adamite' Green	'Adamite' Green	'Adamite' Green
Door Panel Trim	Gloss Black	Gloss Black & Quartz	Gloss Black	Gloss Black	Gloss Black
Seat Trim Availability	●	●	●	○	●
Trim code	G9FX	AQFX	ATFX	WNFX	WNFX



STYLE – 'PNEUMA' & "RIMINI" cloth fabric



ALLURE – 'CASUAL LOMSA' embossed fabric



GT – 'CAPY' leather effect and 'BELOMKA' cloth



GT PREMIUM - Alcantara 'ICONIUM' (optional on GT)



PEUGEOT 208 & E-208

TECHNICAL SPECIFICATION – PETROL/HYBRID (1/2)

KEY: ● STANDARD — UNAVAILABLE

	PETROL	HYBRID	
	1.2L TURBO 100 Start & Stop 6-speed manual	HYBRID 110 e-DSC6 6-speed automatic	HYBRID 145 e-DSC6 6-speed automatic
DRIVETRAIN			
Fuel type	Petrol	Petrol	Petrol
Stop and Start functionality	●	●	●
Cubic capacity (cc)	1199	1199	1199
Maximum power hp (kW)	101 (74) @ 5500	101 (74) @ 5500	136 (100) @5500
Maximum torque lb/ft (Nm)	151 (205) @ 1750	151 (205) @ 1750	170 (230) @1750
6-speed manual	●	—	—
6-speed automatic	—	●	●
Service Schedule	16,000 miles or 1 year	16,000 miles or 1 year	16,000 miles or 1 year
BRAKES			
Front and rear discs	●	●	●
SUSPENSIONS AND TYRES			
Front suspension	Pseudo MacPherson	Pseudo MacPherson	Pseudo MacPherson
Rear suspension	De-formable Crossmember	De-formable Crossmember	De-formable Crossmember
Size – 16 tyres	195/55 R16	195/55 R16	195/55 R16
Size – 17 tyres	205/45 R17	205/45 R17	205/45 R17
REGULATED EMISSIONS			
Carbon monoxide (mg/km)	480.5	322.5	358.7
Total hydrocarbons (mg/km)	22.1	15.8	23.1
Nitrogen Oxides (mg/km)	17.8	12.5	12.3
Particulate Matter (mg/km)	0.07	0.17	0.19

The fuel consumption achieved, and CO₂ produced, in real world conditions will depend upon a number of factors including, but not limited to: the accessories fitted (pre and post registration); variations in weather; driving styles and vehicle load. The WLTP (Worldwide Harmonised Light Vehicles Test Procedure) is used to measure fuel consumption and CO₂ figures.

Figures shown are for comparison purposes and should only be compared to the fuel consumption and CO₂ values of other cars tested to the same technical standard.

^ 'LOW': Low speed city driving, representative of city centre driving, maximum 35mph.

^^ 'MEDIUM': Medium speed town driving, representative of town or suburban driving, maximum 50mph.

^^^ 'HIGH': High speed rural driving, representative of A-road or dual carriageway driving, maximum 60mph.

^* 'EXTRA HIGH': Extra High speed motorway driving, representative of a typical European motorway, maximum 81mph.

^*^ 'COMBINED': A mixed journey average of all elements.

Figures quoted reflect a range of configurations (including non-UK market vehicles) and are subject to changes resulting from ongoing product development, range evolutions, testing and evaluations.





PEUGEOT 208 & E-208

TECHNICAL SPECIFICATION – PETROL/HYBRID (2/2)

KEY: ● STANDARD — UNAVAILABLE

	PETROL	HYBRID	
	1.2L TURBO 100 Start & Stop 6-speed manual	HYBRID 110 e-DSC6 6-speed automatic	HYBRID 145 e-DSC6 6-speed automatic
PERFORMANCE			
Maximum speed (mph)	121	120	127
Acceleration 0-62 mph driver only (sec)	10.1	9.8	8.1
FUEL CONSUMPTION INFORMATION (V. High – V. Low Fuel Consumption)			
Fuel Consumption: Low MPG (litres/100km). [^]	38.0 (7.4) - 42.2 (6.7)	53.9 (5.2) - 60.2 (4.7)	61.9 (4.6) - 76.5 (3.7)
Fuel Consumption: Medium MPG (litres/100km). ^{^^}	50.8 (5.6) - 59.8 (4.7)	63.8 (4.4) - 77.7 (3.6)	62.0 (4.6) - 73.7 (3.8)
Fuel Consumption: High MPG (litres/100km). ^{^^^}	55.0 (5.1) - 66.6 (4.2)	62.6 (4.5) - 75.5 (3.7)	60.5 (4.7) - 73.2 (3.9)
Fuel Consumption: Extra-High MPG (litres/100km). ^{^*}	45.3 (6.2) - 55.2 (5.1)	46.6 (6.1) - 56.3 (5.0)	45.9 (6.2) - 54.4 (5.2)
Fuel Consumption: Combined MPG (litres/100km). ^{^**}	47.7 (5.9) - 56.8 (5.0)	54.9 (5.1) - 65.7 (4.3)	54.8 (5.2) - 65.6 (4.3)
Carbon Dioxide (CO2) emissions Combined (g/km) ^{**}	113 - 134	97 - 116	97-117
VEHICLE WEIGHT INFORMATION (KG)			
Gross vehicle weight	1595	1690	1690
Mass in service	1236	1334	1335
Kerb weight	1121	1220	1228
Gross train weight	2795	2890	2890
Maximum braked trailer weight	1200	1200	1200
Maximum tow ball weight	55	55	55
INSURANCE CODES			
STYLE	21E	—	—
ALLURE	22E	23E	—
GT	22E	23E	28E
GT PREMIUM	22E	23E	29E

The fuel consumption achieved, and CO₂ produced, in real world conditions will depend upon a number of factors including, but not limited to: the accessories fitted (pre and post registration); variations in weather; driving styles and vehicle load. The WLTP (Worldwide Harmonised Light Vehicles Test Procedure) is used to measure fuel consumption and CO₂ figures.

Figures shown are for comparison purposes and should only be compared to the fuel consumption and CO₂ values of other cars tested to the same technical standard.

[^] 'LOW': Low speed city driving, representative of city centre driving, maximum 35mph.

^{^^} 'MEDIUM': Medium speed town driving, representative of town or suburban driving, maximum 50mph.

^{^^^} 'HIGH': High speed rural driving, representative of A-road or dual carriageway driving, maximum 60mph.

^{^*} 'EXTRA HIGH': Extra High speed motorway driving, representative of a typical European motorway, maximum 81mph.

^{^**} 'COMBINED': A mixed journey average of all elements.

Figures quoted reflect a range of configurations (including non-UK market vehicles) and are subject to changes resulting from ongoing product development, range evolutions, testing and evaluations.





PEUGEOT 208 & E-208

TECHNICAL SPECIFICATION – ELECTRIC (1/2)

KEY: ● STANDARD — UNAVAILABLE

	ELECTRIC	
	ELECTRIC 50 kWh 136	ELECTRIC 51kWh 156
ELECTRIC MOTOR		
Maximum power hp (kW)	136 (100)	156 (115)
Maximum torque lb/ft (Nm @ RPM)	260 @ 300-3674	260 @ 500-4060
Battery Capacity (kWh) / Battery power (kW)	50 / 100	51 / 115
Battery Warranty	8 Year traction battery warranty	8 Year traction battery warranty
CITY Electric Range WLTP (miles)	276.9 - 316.1	340.5 - 376.2
COMBINED Electric Range WLTP (miles)	205.7 - 231.8	246.7 - 272.8
Service Schedule	Initial operation 8,000 miles/1 year, first scheduled service 16,000 miles / 2 years, then every 16,000 miles / 2 years thereafter	Initial operation 8,000 miles/1 year, first scheduled service 16,000 miles / 2 years, then every 16,000 miles / 2 years thereafter
On Board Charger (kW)	7.4	7.4
BRAKES		
Front and rear discs	●	●
SUSPENSIONS AND TYRES		
Front suspension	Pseudo MacPherson	Pseudo MacPherson
Rear suspension	Panhard bar rear train	Panhard bar rear train
Size – 16 tyres	195/55 R16	195/55 R16
Size – 17 tyres	205/45 R17	205/45 R17

The fuel consumption achieved, and CO₂ produced, in real world conditions will depend upon a number of factors including, but not limited to: the accessories fitted (pre and post registration); variations in weather; driving styles and vehicle load. The WLTP (Worldwide Harmonised Light Vehicles Test Procedure) is used to measure fuel consumption and CO₂ figures.

Figures shown are for comparison purposes and should only be compared to the fuel consumption and CO₂ values of other cars tested to the same technical standard.

^ 'LOW': Low speed city driving, representative of city centre driving, maximum 35mph.

^^ 'MEDIUM': Medium speed town driving, representative of town or suburban driving, maximum 50mph.

^^^ 'HIGH': High speed rural driving, representative of A-road or dual carriageway driving, maximum 60mph.

^* 'EXTRA HIGH': Extra High speed motorway driving, representative of a typical European motorway, maximum 81mph.

^^^ 'COMBINED': A mixed journey average of all elements.

Figures quoted reflect a range of configurations (including non-UK market vehicles) and are subject to changes resulting from ongoing product development, range evolutions, testing and evaluations.





PEUGEOT 208 & E-208

TECHNICAL SPECIFICATION – ELECTRIC (2/2)

KEY: ● STANDARD — UNAVAILABLE

	ELECTRIC	
	ELECTRIC 50 kWh 136	ELECTRIC 51kWh 156
PERFORMANCE		
Maximum speed (mph)	93 (Sport Mode)	93 (Sport Mode)
Acceleration 0-62 mph driver only (sec)	8.1	8.2
TRANSMISSION		
Type	Automatic	Automatic
Number of gears	One	One
VEHICLE WEIGHT INFORMATION (KG)		
Gross vehicle weight	1910	1910
Mass in service	1558	1558
Kerb weight	1455	1455
INSURANCE CODES		
ALLURE	31E	31E
GT	31E	31E
GT PREMIUM	32E	32E

The fuel consumption achieved, and CO₂ produced, in real world conditions will depend upon a number of factors including, but not limited to: the accessories fitted (pre and post registration); variations in weather; driving styles and vehicle load. The WLTP (Worldwide Harmonised Light Vehicles Test Procedure) is used to measure fuel consumption and CO₂ figures.

Figures shown are for comparison purposes and should only be compared to the fuel consumption and CO₂ values of other cars tested to the same technical standard.

^ 'LOW': Low speed city driving, representative of city centre driving, maximum 35mph.

^^ 'MEDIUM': Medium speed town driving, representative of town or suburban driving, maximum 50mph.

^^^ 'HIGH': High speed rural driving, representative of A-road or dual carriageway driving, maximum 60mph.

^* 'EXTRA HIGH': Extra High speed motorway driving, representative of a typical European motorway, maximum 81mph.

^*^ 'COMBINED': A mixed journey average of all elements.

Figures quoted reflect a range of configurations (including non-UK market vehicles) and are subject to changes resulting from ongoing product development, range evolutions, testing and evaluations.



PEUGEOT 208 & E-208

DIMENSIONS

EXTERNAL DIMENSIONS

Length (mm)	4055
Width with door mirrors folded (mm)	1765
Height (mm)	1430
Wheelbase (mm)	2540
Front / rear overhang (mm)	825 / 690
Front / rear track width (mm)	1500

EXTERNAL DIMENSIONS FOR PARKING

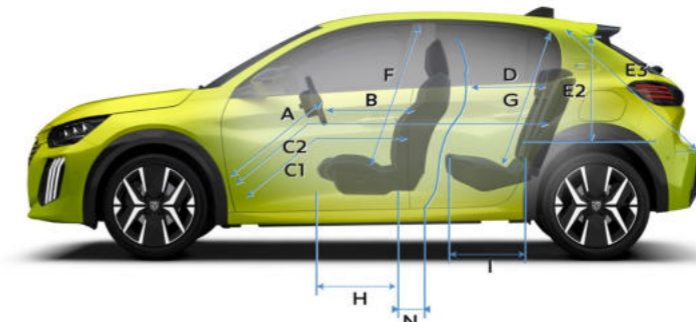

Width with front / rear doors open (mm)	3611 / 2989
Width with door mirrors open / folded (mm)	1960 / 1765

INTERNAL DIMENSIONS



Number of seats	5
Front / rear elbow room (mm)	1382 / 1350
Front / rear shoulder room (mm)	1360 / 1319
Front / rear head room (mm) *	886 (877*) / 857

BOOT, STORAGE & FUEL TANK

Length with rear seat back up (mm)	674
Width between wheel housings (mm)	1018
Min. boot volume (litres)	309
Max. boot volume (litres)	1118 (ELECTRIC) / 1163 (PETROL / HYBRID)
Fuel tank capacity (litres)	44



A	720
B	640
C1	885
C2	1697
D	812
E	674
E1	1018
E2	536
EB	749
F	886 (877 - Cielo)
G	857
H	563
I	541
J	1360
K	1382
L	1319
M	1350
N	239



309 L ELECTRIC
352 L PETROL / HYBRID



779 L ELECTRIC
824 L PETROL / HYBRID



342 L ELECTRIC
387 L PETROL / HYBRID



1118 L ELECTRIC
1163 L PETROL / HYBRID

*Value with optional panoramic glass roof.

PEUGEOT 208 & E-208 SERVICE CONTRACTS

PEUGEOT OFFER TWO LEVELS OF SERVICE PLAN CONTRACTS

What's included:

- PEUGEOT Service Plans offer complete assurance that all your servicing costs will be completely covered for the duration of the plan
- We offer PEUGEOT Service Plans for up to five years with many mileage options
- One-off up front or monthly direct debit payment options available
- All packages are affordable and inflation proof, which means they will remain at a fixed cost for the duration of the plan.

Monthly price examples*:

208 (PETROL / HYBRID)

36 Months / 30,000 Miles	48 Months / 40,000 Miles	60 Months / 50,000 Miles
£23.27 per month	£24.17 per month	£22.07 per month

E-208

36 Months / 30,000 Miles	48 Months / 40,000 Miles	60 Months / 50,000 Miles
£8.11 per month	£10.15 per month	£10.12 per month

*Price examples based on an annual mileage of 10,000 per annum. Incl. VAT. Updated on 02/03/2026.

A PEUGEOT Service Plan can be purchased up to 12 months after registration date. The prices quoted above are indicative, for a bespoke quote please contact your local PEUGEOT Retailer. If the plan is taken out after the date of registration an additional payment will be required to cover this starting period.

Any normal wear and tear maintenance work such as replacement of tyres, brake pads, brake discs, clutches, shock absorbers, wipers, batteries, bulbs, silencer, exhausts and windscreens are excluded. Servicing must be carried out by a PEUGEOT Authorised Repairer in the UK. PEUGEOT Motor Company reserve the right to change, amend or withdraw this product at any time.



EXTENDED PEUGEOT ASSISTANCE*

What's included: Extension of your PEUGEOT Assistance Cover:

- Offers you the opportunity to extend PEUGEOT Assistance up to a further two years

Cover includes:

- PEUGEOT Assistance from Home
- PEUGEOT Roadside Assistance
- PEUGEOT Recovery
- PEUGEOT Onward Travel
- PEUGEOT European Cover

*Excludes non-vehicle induced faults.

TO FIND OUT
ABOUT EXTENDING
YOUR PEUGEOT
ASSISTANCE COVER
CALL 0800 294 0294



PEUGEOT 208 & E-208

FURTHER INFORMATION

MANUFACTURERS RECOMMENDED RETAIL PRICE ON THE ROAD (INCLUDES THE FOLLOWING FROM 1ST APRIL 2025)

TAX BAND	CO ₂ (g/km)	FIRST YEAR VED ALTERNATIVE FUEL, PETROL & DIESEL (RDE2)	ANNUAL STANDARD RATE	FIRST REG FEE	DELIVERY CHARGE	VAT @ 20% ON DELIVERY	TOTAL OTR COSTS ALTERNATIVE FUEL, PETROL & DIESEL (RDE2)
A	0	£10.00	£200.00	£55.00	£825.00	£165.00	£1,055.00
B	1-50	£115.00	£200.00	£55.00	£825.00	£165.00	£1,160.00
C	51-75	£135.00	£200.00	£55.00	£825.00	£165.00	£1,180.00
D	76-90	£280.00	£200.00	£55.00	£825.00	£165.00	£1,325.00
E	91-100	£365.00	£200.00	£55.00	£825.00	£165.00	£1,410.00
F	101-110	£405.00	£200.00	£55.00	£825.00	£165.00	£1,450.00
G	111-130	£455.00	£200.00	£55.00	£825.00	£165.00	£1,500.00
H	131-150	£560.00	£200.00	£55.00	£825.00	£165.00	£1,605.00
I	151-170	£1,410.00	£200.00	£55.00	£825.00	£165.00	£2,455.00
J	171-190	£2,270.00	£200.00	£55.00	£825.00	£165.00	£3,315.00
K	191-225	£3,420.00	£200.00	£55.00	£825.00	£165.00	£4,465.00
L	226-255	£4,850.00	£200.00	£55.00	£825.00	£165.00	£5,895.00
M	Over 255	£5,690.00	£200.00	£55.00	£825.00	£165.00	£6,735.00

VAT is calculated at 20%. VAT is not applicable to cars sold in the Channel Islands.

All Cars with a manufacturers list price over £40,00 (£50,000 For Electric Versions) at first registration will pay an additional rate of £425 per year (at current rates) on top of Annual 'Standard Rate' VED, for five years from the start of the second licence, before returning to the Annual Standard Rate. (Manufacturers List price includes all optional paint, trim and equipment, but excludes first year VED and first registration fee)

PEUGEOT 3 YEARS OF WARRANTY

All vehicles first registered in the UK and purchased from a UK PEUGEOT Retailer benefit from a PEUGEOT 2 year unlimited mileage manufacturer's warranty and a free optional additional 1 year of warranty provided by the PEUGEOT Retail Network in the UK.

PEUGEOT ASSISTANCE

All new PEUGEOTs come with PEUGEOT Assistance, our breakdown assistance service.

PEUGEOT Assistance is available every minute of the day and night; 365 days of the year, for you and anyone else driving your PEUGEOT with your permission.

Click [here](#) for full details.

All information and prices correct at time of publication, but are subject to change at any time without prior notice (which may occur as a result of matters including, but not limited to, any changes in legislation and/or any changes by the government).

It is our policy to continually improve our vehicles in every way. To avoid any misunderstandings you are advised to check with your PEUGEOT Dealer the prices, specification (including colour), equipment, accessories and equipment relating to any PEUGEOT vehicle and the exact cost and availability prior to ordering.

Where a feature is described as an option in this publication it should be assumed that it is at extra cost unless specifically stated otherwise.

Issued by Sales and Marketing, PEUGEOT Motor Company PLC, Pinley House, Sunbeam Way, Coventry CV3 1ND.



PEUGEOT 208 & E-208

Join us:



All information and prices correct at time of publication, but are subject to change at any time without prior notice (which may occur as a result of matters including, but not limited to, any changes in legislation and/or any changes by the government). It is our policy to continually improve our vehicles in every way. To avoid any misunderstandings you are advised to check with your PEUGEOT Retailer the prices, specification (including colour), equipment, accessories and equipment relating to any PEUGEOT vehicle and the exact cost and availability prior to ordering. Where a feature is described as an option in this publication it should be assumed that it is at extra cost unless specifically stated otherwise. Issued by Sales and Marketing, PEUGEOT Motor Company PLC, Pinley House, Sunbeam Way, Coventry CV3 1ND.



STANDARD SPECIFICATION	STANDARD EQUIPMENT BY VERSION	PRICE LIST	PEUGEOT I-COCKPIT®	SAFETY TECHNOLOGY	INNOVATIVE TECHNOLOGY	EXTERIOR STYLE	LIVE THE POWER OF CHOICE	EV SERVICES & STYLING	CHOOSE YOUR OPTIONS	EQUIPMENT	WHEELS	CHOOSE YOUR PAINT & ROOF	UPHOLSTERY OPTIONS	TECHNICAL SPECIFICATION	DIMENSIONS	SERVICE CONTRACTS	FURTHER INFORMATION
----------------------------------------	-----------------------------------------------	----------------------------	------------------------------------	-----------------------------------	---------------------------------------	--------------------------------	------------------------------------------	-------------------------------------------	-------------------------------------	---------------------------	------------------------	----------------------------------------------	------------------------------------	-----------------------------------------	----------------------------	-----------------------------------	-------------------------------------